

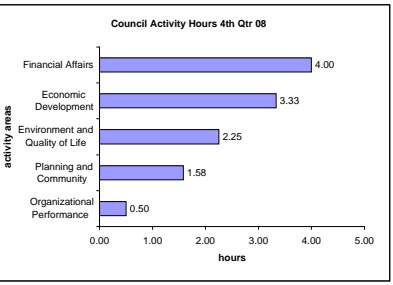
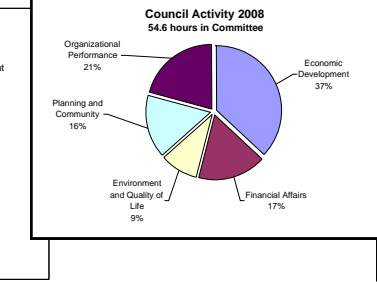
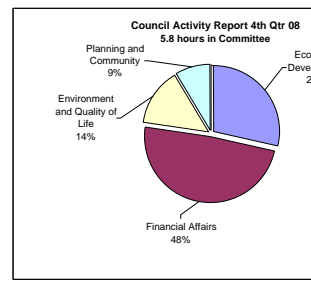
Council Planning Report 4th Quarter 2008 Final

COMMUNITY PERFORMANCE FRAMEWORK	Sustainability Theme		Council Activity	Time		Cumulative Totals (actual + planned)	
	October Actual	Time (minutes)		November Actual	Time (minutes)		December Actual
Strategic Values Financial Health and Economic Development "to be a prosperous and liveable city for all citizens." Natural Resources "to protect and promote the City's natural resources." Quality of Life "enhance lifestyle choices through the physical and social environment" Community Safety "to be an exceptionally safe City." Communities Within a City "strengthen the quality and enhance the value of neighborhoods." City / University Synergy "to expand collaborative opportunities that enrich the community experience"	Strategic Objectives Viable Downtown Office, Retail and Industrial Nodes Historic Preservation Tech Research and Manufacturing Existing Business Support / Growth Econ Dev Improves Quality of Life Judicious Tax Abatement Fair Standard of Living Reduce, Reuse, Recycle Purchase Recycled Content Products Quality of Cuyahoga River Protect Drinking Water Sources Alternative Modes of Transportation Energy Conservation Natural Resources and Parks Control Sprawl Promote Redevelopment Mix of Quality, Affordable Housing Protect Critical Natural Resources Awareness, Compliance, Participation Neighborhoods / Community Relations Reduce Discrimination Enhance Physical Safety Community Based Lifelong Learning Human Services and Self Sufficiency	Land Acquisition Exec Session (Oct 27)	45	Annual EDA Revolving Loan Fund Report (Nov 5) Cutter Oil Well Proposal (Nov 5)	5 25	Community Reinvestment Area (Dec 3)	25
		subtotal economic development 45 Union Contract Discussion Exec Session (Oct 27) 30 Retention Income Tax Agency (Oct 1) 60 subtotal finance 60 Economic and Financial Subtotal 105	subtotal economic development 30 2009 City Budget (Nov 12) 90 Equipment Grants for Police/Fire (Nov 5) 5 Health Care for Retirees (Nov 5) 10 subtotal finance 105 Economic and Financial Subtotal 135	subtotal economic development 25 2008 Appropriations Amendment (Dec 3) 5 subtotal finance 5 Economic and Financial Subtotal 30	Economic Development 100 1.67 Financial 170 2.83 Economic and Financial Subtotal 270		
		Adopt a Spot Recognition (Oct 1) 5 Comprehensive City Bike Plan (Oct 1) 20 Environment and Quality of Life Subtotal 25	Draft Green Building Design Ordinance (Nov 5) 25 Environment and Quality of Life Subtotal 25	Environment and Quality of Life Subtotal 0	Environment and Quality of Life Subtotal 50		
		Stone Water Drive Right of Way Dedication 10 Planning and Community Subtotal 10	Parking on Erie and Gouglar (Nov 5) 5 Parking on College Court (Nov 5) 5 Handicap Ramp for Phoenix Project (Nov 5) 5 Planning and Community Subtotal 20	Planning and Community Subtotal 0	Planning and Community Subtotal 30		
Governmental Performance "to provide the best services at the lowest possible cost." Customer Friendly Culture and Employees Metrics and Results Service Capabilities Planning and Strategy Performance Capacity Council Support Organizational Connectivity Communications	Human resource focus, Mission driven Results focus, Productivity, Data driven Customer focus, Service effectiveness Strategic focus, Market driven Process focus, Improvement driven Council focus, Leadership execution Community/University Collaboration Leadership Direction, Issues Framing	Organizational Performance Subtotal 0	Organizational Performance Subtotal 0	Organizational Performance Subtotal 0	Organizational Performance Subtotal 0		

Total Time (minutes)	350	0.337209
Total Time (hours)	5.833333	0.089147

October thru December	Number of Meetings	Year to date
Regular (Business) Meetings	3	13
Special Council Meetings	2	6
Committee Meetings	3	15
Workshop Meetings	1	13
Public Hearings	2	8
Joint Meetings	0	2
	11	57

Council Committee and Workshop Time Only (excludes Regular or Special Council Meeting time)	Total Hours of Activity Focus	Percent of Activity Focus
Economic Development	20.17	37%
Financial Affairs	9.25	17%
Organizational Performance	5.17	9%
Planning and Community	8.58	16%
Environment and Quality of Life	11.42	21%
TOTAL	54.6	



CUMULATIVE COUNCIL TIME (Oct thru Dec)	Minutes	Hours	Percent
Economic and Financial Subtotal	270	4.50	77.14%
Environment and Quality of Life Subtotal	50	0.83	14.29%
Planning and Community Subtotal	30	0.50	8.57%
Organizational Performance Subtotal	0	0.00	0.00%
TOTAL	350	5.83	

Oct-08	Minutes	Hours	Percent
Economic and Financial Subtotal	105	1.75	75.00%
Environment and Quality of Life Subtotal	25	0.42	17.86%
Planning and Community Subtotal	10	0.17	7.14%
Organizational Performance Subtotal	0	0.00	0.00%
TOTAL	140	2.33	

Nov-08	Minutes	Hours	Percent
Economic and Financial Subtotal	135	2.25	75.00%
Environment and Quality of Life Subtotal	25	0.42	13.89%
Planning and Community Subtotal	20	0.33	11.11%
Organizational Performance Subtotal	0	0.00	0.00%
TOTAL	180	3.00	

Dec-08	Minutes	Hours	Percent
Economic and Financial Subtotal	30	0.50	100.00%
Environment and Quality of Life Subtotal	0	0.00	0.00%
Planning and Community Subtotal	0	0.00	0.00%
Organizational Performance Subtotal	0	0.00	0.00%
TOTAL	30	0.50	

Double Check Totals 350 5.833333 0

CHARTS	4th Qtr.	3rd Qtr.	2nd Qtr.	1st Qtr.	Year To Date				
	Minutes	Hours	Minutes	Hours	Minutes	%			
Economic Development	100	1.67	240	4.00	430	7.17	440	1210	36.9%
Financial Affairs	170	2.83	95	1.58	175	2.92	115	555	16.9%
Environment and Quality of Life	50	0.83	30	0.50	5	0.08	225	310	9.5%
Planning and Community	30	0.50	200	3.33	150	2.50	135	515	15.7%
Organizational Performance	0	0.00	135	2.25	170	2.83	380	685	20.9%
TOTAL	350	5.83	700	11.67	930	15.50	1295	3275	100.0%
Organizational Performance	0	0.50							
Planning and Community	30	1.58							
Environment and Quality of Life	50	2.25							
Economic Development	100	3.33							
Financial Affairs	170	4.00							
TOTAL	350	11.67							

2nd Quarter Distribution	Minutes	Hours
	0.08	5
	2.50	150
	2.83	170
	2.92	175
	7.17	430
	15.50	930