

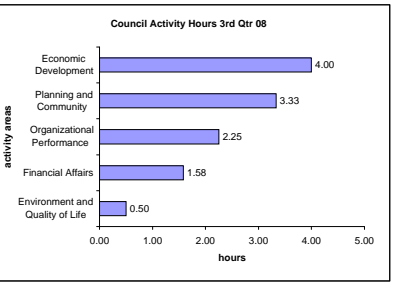
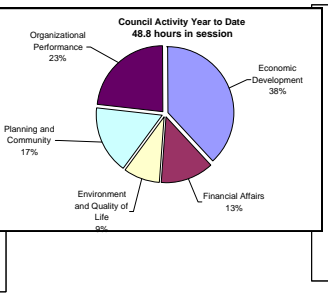
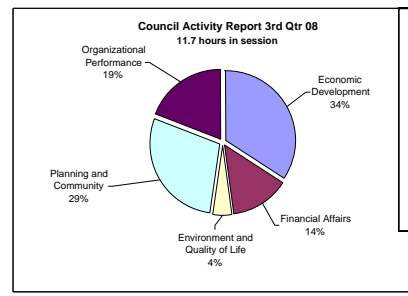
Council Planning Report 3rd Quarter 2008 Final

COMMUNITY PERFORMANCE FRAMEWORK	Strategic Values		Strategic Objectives		Council Activity July Actual		August Actual		September Actual		Cumulative Totals (actual + planned)	
	Sustainability Theme					Time (minutes)		Time (minutes)		Time (minutes)		
City of Kent, Ohio	Financial Health and Economic Development "to be a prosperous and liveable city for all citizens."	Economy	Viable Downtown Office, Retail and Industrial Nodes Historic Preservation Tech Research and Manufacturing Existing Business Support / Growth Econ Dev Improves Quality of Life Judicious Tax Abatement Fair Standard of Living	JEDD Revolving Loan Funds (July 2)	10	Rollover of City Notes	5	Downtown Redevelopment Update (Sept 7)	25			
	Natural Resources "to protect and promote the City's natural resources."			Blue Ribbon Panel Recommendations (July 2)	30	City Capital Projects Plan (August 6)	45	Income, Property, Sales Tax (Sept 7)	20			
				County Tax Budget (July 9)	10	Funding for City Sidarm Replacements (Aug 6)	5	Main Street Kent (Sept 24)	90			
				subtotal economic development	10	subtotal economic development	95	subtotal economic development	135			
Quality of Life "enhance lifestyle choices through the physical and social environment"	Environment	Reduce, Reuse, Recycle Purchase Recycled Content Products Quality of Cuyahoga River Protect Drinking Water Sources Alternative Modes of Transportation Energy Conservation Natural Resources and Parks	Walk n Roll Presentation (July 2)	15	Bike Trail Construction Update (Aug 6)	10						
Community Safety "to be an exceptionally safe City."	Planning Activities and Resources	Control Sprawl Promote Redevelopment Mix of Quality, Affordable Housing Protect Critical Natural Resources	City Loan Subordination Policy (July 2)	10								
Communities Within a City "strengthen the quality and enhance the value of neighborhoods."	Society, Culture and Community	Awareness, Compliance, Participation Neighborhoods / Community Relations Reduce Discrimination Enhance Physical Safety Community Based Lifelong Learning Human Services and Self Sufficiency	Spaulding Road Bridge Agreement (July 2)	5	Fairchild Bridge Railroad Agreement (Aug 6)	10	Exterior Mtce. Code (Sept 7)	30				
City / University Synergy "to expand collaborative opportunities that enrich the community experience"			Community Dinner Presentation (July 2)	10	Citywide Trash Specification (August 6)	70	Tool Loan Program (Sept 7)	20				
			Horning Road KSU/City/Township Agreement (July 2)	5	Citizens Sidewalk Removal Committee (Aug 27)	35						
			Planning and Community Subtotal	35	Planning and Community Subtotal	115	Planning and Community Subtotal	50				
Governmental Performance "to provide the best services at the lowest possible cost."	Customer Friendly Culture and Employees Metrics and Results Service Capabilities Planning and Strategy Performance Capacity Council Support Organizational Connectivity Communications	Human resource focus, Mission driven Results focus, Productivity, Data driven Customer focus, Service effectiveness Strategic focus, Market driven Process focus, Improvement driven Council focus, Leadership execution Community/University Collaboration Leadership Direction, Issues Framing	Council Strategic Planning (July 9)	60	Collaborative Grants Applications (Aug 1)	5	Pending List Items (Sept 24)	5				
			City/ODOT Road Salt Agreement (July 2)	5			City/County/KSU Courthouse Project (Sept 24)	60				
			Organizational Performance Subtotal	65	Organizational Performance Subtotal	5	Organizational Performance Subtotal	65				

Category	Minutes	Hours
Economic Development	240	4.00
Financial	95	1.58
Economic and Financial Subtotal	335	
Environment and Quality of Life Subtotal	30	
Planning and Community Subtotal	200	
Organizational Performance Subtotal	135	
Total Time (minutes)	700	0.337209
Total Time (hours)	11.66667	0.089147

July thru September 2008		
Number of Meetings	Year to date	
Regular (Business) Meetings	3	10
Special Council Meetings	2	4
Committee Meetings	5	12
Workshop Meetings	2	12
Public Hearings	2	6
Joint Meetings	0	2
	14	46

Council Committee and Workshop Time Only (excludes Regular or Special Council Meeting time)		
Activity Focus Areas	Total Hours of Activity Focus	Percent of Activity Focus
Economic Development	18.50	38%
Financial Affairs	6.42	13%
Organizational Performance	4.33	9%
Planning and Community	8.08	17%
Environment and Quality of Life	11.42	23%
TOTAL	48.75	



CUMULATIVE COUNCIL TIME (July thru Sept)			
Minutes	Hours	Percent	
Economic and Financial Subtotal	335	5.58	47.86%
Environment and Quality of Life Subtotal	30	0.50	4.29%
Planning and Community Subtotal	200	3.33	28.57%
Organizational Performance Subtotal	135	2.25	19.29%
TOTAL	700	11.67	

Jul-08			
Minutes	Hours	Percent	
Economic and Financial Subtotal	50	0.83	30.30%
Environment and Quality of Life Subtotal	15	0.25	9.09%
Planning and Community Subtotal	35	0.58	21.21%
Organizational Performance Subtotal	65	1.08	39.39%
TOTAL	165	2.75	

Aug-08			
Minutes	Hours	Percent	
Economic and Financial Subtotal	150	2.50	52.63%
Environment and Quality of Life Subtotal	15	0.25	5.26%
Planning and Community Subtotal	115	1.92	40.35%
Organizational Performance Subtotal	5	0.08	1.75%
TOTAL	285	4.75	

Sep-08			
Minutes	Hours	Percent	
Economic and Financial Subtotal	135	2.25	54.00%
Environment and Quality of Life Subtotal	0	0.00	0.00%
Planning and Community Subtotal	50	0.83	20.00%
Organizational Performance Subtotal	65	1.08	26.00%
TOTAL	250	4.17	

Double Check Totals			
Minutes	Hours	Percent	
700	11.66667	0	

CHARTS						
	3rd Qtr.	2nd Qtr.	1st Qtr.	Year To Date		
	Minutes	Hours	Minutes	Hours	Minutes	%
Economic Development	240	4.00	430	7.17	1110	37.9%
Financial Affairs	95	1.58	175	2.92	385	13.2%
Environment and Quality of Life	30	0.50	5	0.08	225	8.9%
Planning and Community	200	3.33	150	2.50	485	16.6%
Organizational Performance	135	2.25	170	2.83	380	23.4%
TOTAL	700	11.67	930	15.50	2925	100.0%

2nd Quarter Distribution		
Minutes	Hours	
30	0.50	
95	1.58	
135	2.25	
200	3.33	
240	4.00	
700	11.67	

2nd Quarter Distribution		
Minutes	Hours	
0.08	5	
2.50	150	
2.83	170	
2.92	175	
7.17	430	
15.50	930	